



TESLA MODEL Y

MODEL Y Performance Dual Motor AWD

VIN NO XP7YGCEL7NB016593

Registration Number GH935ZQ



MOT Date



Last Service



Number of Owners



Last Service Mileage



Number of Keys



First Registration Date



Odometer Reading



Country First Registered



Inspection Report Summary

Customer	BCAuto Encheres	Report Number	P20251008092708
Inspection Date / Place	2025-10-08 / BCA MITRY	Cosmetic Grade	1

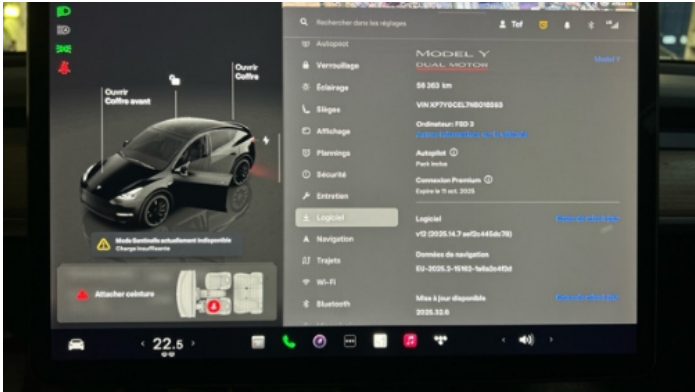
Vehicle Summary

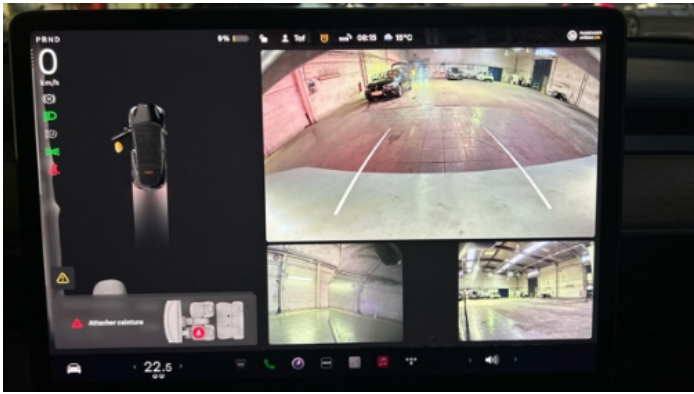
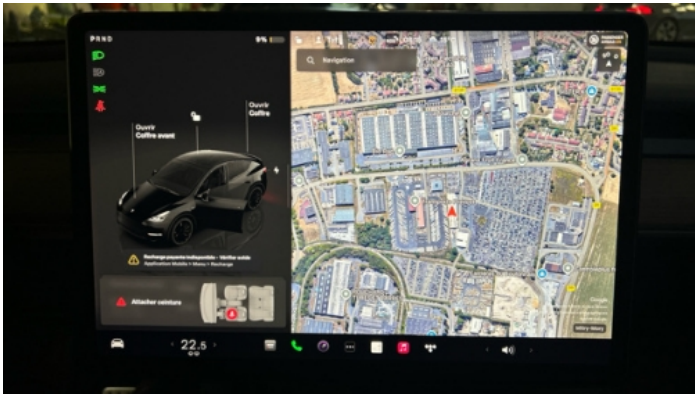
Vehicle Condition	Runner	VAT Type	Qualified - Normal Rate
Fuel Type	Battery Electric Vehicle	Gearbox Type	CVT (constantly varying transmission)
Colour	Black	Engine Size (cc)	
Engine Size		No of Doors	5
Body Type	Stationwagon / Estate	Drive Train	All-Wheel-Drive permanent
Seat Colour		No of Seats	5
Charging Cables		WLTP CO2 Emissions	
Accident Damage	No	Euro Emission	

Vehicle History & Documents

Service Book Available	Missing	Next Service Mileage	km
Previous Usage	Normal Use	Imported	
Manufacturer Warrenty			







Equipment

Central locking	Electrically folding wing mirrors	Rear parking sensors	Electric Tailgate
Cruise control	Power assisted steering	Electrically adjustable seats	Radio
Alloys wheels	Stability control	Front parking sensors	Satellite navigation

Equipment Details

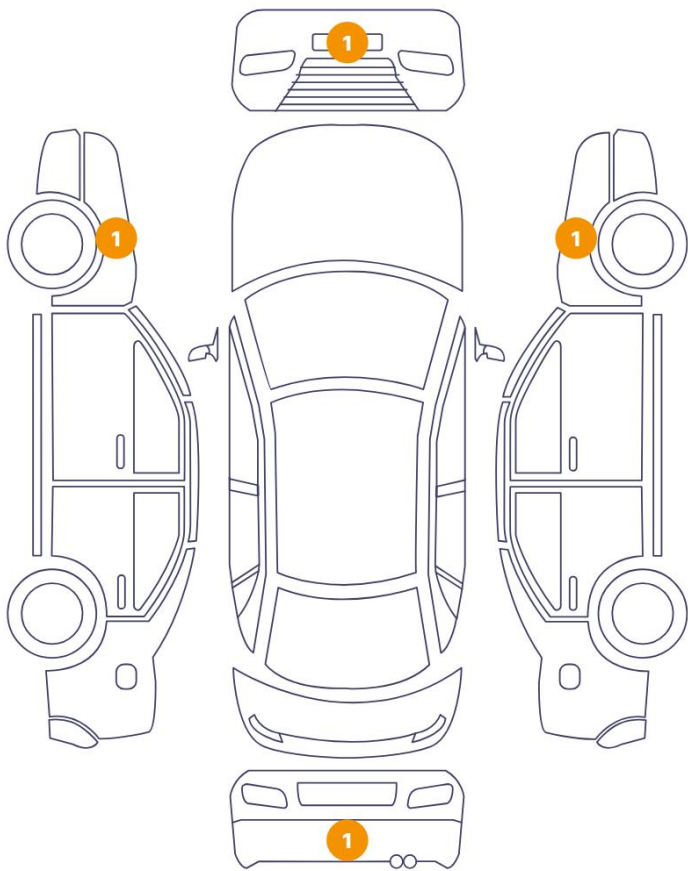
Seat Heating	Front	Air Conditioning	Yes
Sunroof Type	Fixed Panoramic		

Wheels & Tyres

Left Front Tyre Depth	5	Left Rear Tyre Depth	5
Right Front Tyre Depth	5	Right Rear Tyre Depth	5

Cosmetic Damage


4 Dommages



0 Dommages



Component		Damage	Comments
1	Bumper / Front	Paint / Scratch / Line	
2	Bumper / Back	Paint / Scratch / Line	
3	Fender / Front Left	Paint / Scratch / Line	
4	Fender / Front Right	Paint / Scratch / Line	



1. Bumper / Front
Paint / Scratch / Line -



2. Bumper / Back
Paint / Scratch / Line -



3. Fender / Front Left
Paint / Scratch / Line -



4. Fender / Front Right
Paint / Scratch / Line -

Mechanical Condition

Tyres

Presence Anti-Theft Lock Nut 









Levels

Oil - Condition	NA	Level - Oil	Not available
Coolant Fluid - Condition		Brakes Fluid	
Coolant Fluid			











Engine

Cross Member		Control Liquid Leak	
Serpentine Belt	NA		

Equipments Test

Dump / Trail / Tail Gate Lift	NA	Main & Spare Keys Functioning	
Central Locking		Electric Windows	
Audio Equipment		Convertible, Sunroof, Wagon, Flatbed truck, Tailgate electrics test	
AC / Heating System		Parking Sensors / Cameras Functioning	
Navigation System			

Dashboard Lights

Dashboard Working		ABS Warning Light	
Transmission Warning Light		Diesel Particulate Filter Light	NA
ESP Fault/Traction Control Malfunction Light		4WD Light	
Service Light		Engine Light	
Oil Pressure Warning Light		Airbag Warning Light	
Brake Warning Light		Level - Fuel / Battery	10
Steering Fluid Level	NA		

Hybrid/EV

Charge Port Condition		Charge lead 1 condition /Charge lead 2 condition	
-----------------------	---	--	---

Hybrid System Fault ✓

Test Drive Inspection

Test Drive			
Engine functioning	✓	Engine / Aux Belt / Pulley Noise	NA
Steering Noise/Gripping	✓	Vehicle Starts	✓
Engine Power	✓	Smoke Quantity	✓
Transmission	✓	Clutch Functioning	NA
Steering	✓	Brakes Functioning	✓
✓ No troubles detected, good condition or correct tests, according to vehicle age and mileage			
! Damages or malfunction detected that requires repairs by the buyer			
NA Not applicable			
☐ Not tested			

Disclaimer Section

The test drive is done on a flat surface and lasts about 2 minutes. The driven distance is a minimum of 300 meters, including a u-turn, an acceleration and a braking phase. The highest speed achieved during this test is 50km/h. The mechanical check is a visual and dynamic diagnosis without any disassembly. We cannot guarantee any mechanical wear part.