



# TESLA MODEL Y

## MODEL Y Performance Dual Motor AWD

VIN NO XP7YGCEL2NB022608  
Registration Number GJ096HV



|              |                      |                         |                          |
|--------------|----------------------|-------------------------|--------------------------|
| MOT Date     | Number of Owners     | Number of Keys          | Odometer Reading         |
| -            | -                    | 2                       | 165220 km                |
| Last Service | Last Service Mileage | First Registration Date | Country First Registered |
| -            | -                    | 2022-09-09              | -                        |

### Inspection Report Summary

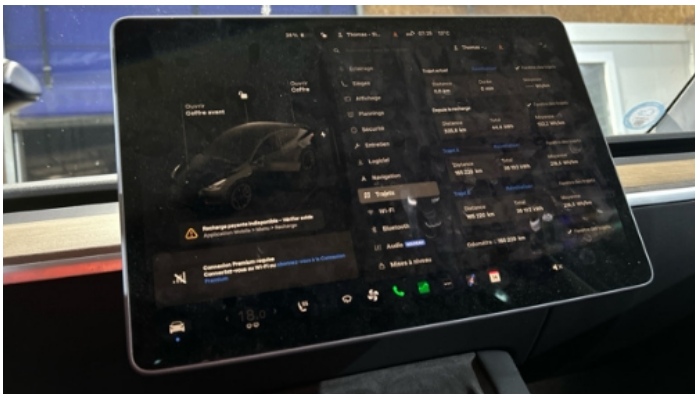
|                         |                         |                |                 |
|-------------------------|-------------------------|----------------|-----------------|
| Customer                | BCAauto Encheres        | Report Number  | P20251014110331 |
| Inspection Date / Place | 2025-10-14 / BCA NANTES | Cosmetic Grade | 3               |

### Vehicle Summary

|                   |                          |                    |                                       |
|-------------------|--------------------------|--------------------|---------------------------------------|
| Vehicle Condition | Runner                   | VAT Type           | Qualified - Normal Rate               |
| Fuel Type         | Battery Electric Vehicle | Gearbox Type       | CVT (constantly varying transmission) |
| Colour            | Black                    | Engine Size (cc)   |                                       |
| Engine Size       |                          | No of Doors        | 5                                     |
| Family            | Passenger Car            | Drive Train        | All-Wheel-Drive permanent             |
| Seat Colour       |                          | No of Seats        | 5                                     |
| Charging Cables   |                          | WLTP CO2 Emissions |                                       |
| Engine Rating CV  | 12                       | Metalic Colour     |                                       |
| Accident Damage   | No                       | Euro Emission      |                                       |

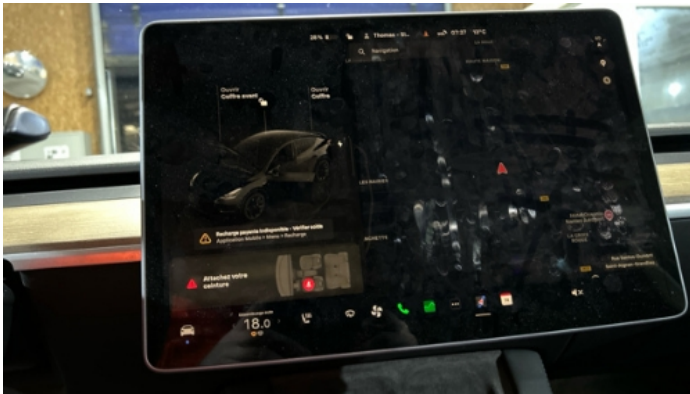
### Vehicle History & Documents

|                        |            |                      |    |
|------------------------|------------|----------------------|----|
| Service Book Available | Present    | Next Service Mileage | km |
| Previous Usage         | Normal Use | Imported             |    |
| Manufacturer Warrenty  |            |                      |    |









Equipment

|                 |                                   |                      |                               |
|-----------------|-----------------------------------|----------------------|-------------------------------|
| Central locking | Electrically folding wing mirrors | Rear parking sensors | Electric Tailgate             |
| Tow ball        | Front parking sensors             | Satellite navigation | Electrically adjustable seats |
| Radio           | Alloys wheels                     | Stability control    | Cruise control                |

Power assisted steering

Equipment Details

|              |                 |                  |     |
|--------------|-----------------|------------------|-----|
| Seat Heating | Front and Rear  | Air Conditioning | Yes |
| Sunroof Type | Fixed Panoramic |                  |     |

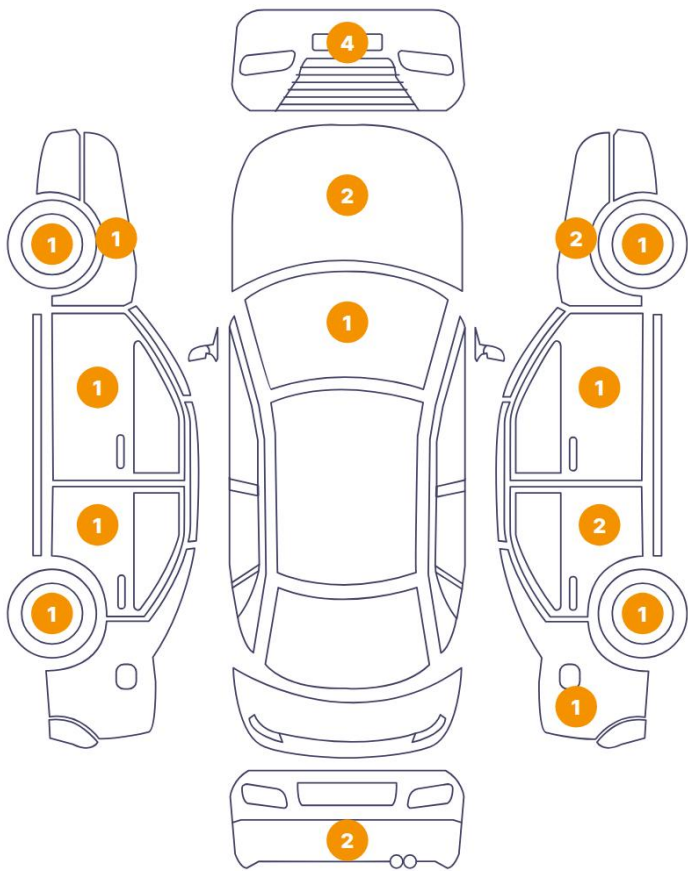
Wheels & Tyres

|                       |   |                        |   |
|-----------------------|---|------------------------|---|
| Left Rear Tyre Depth  | 4 | Left Front Tyre Depth  | 5 |
| Right Rear Tyre Depth | 4 | Right Front Tyre Depth | 5 |

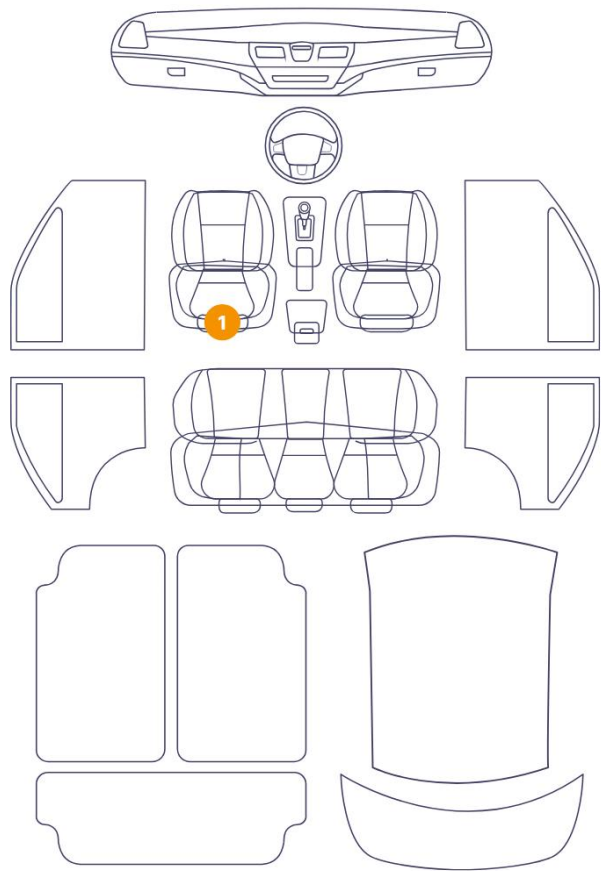


Cosmetic Damage

22 Dommages




1 Dommages



| Component |                     | Damage                    | Comments |
|-----------|---------------------|---------------------------|----------|
| 1         | Door / Front Right  | Paint / Scratch / Line    |          |
| 2         | Door / Front Left   | Bodywork / Dent / Dent    |          |
| 3         | Rim / Front Right   | Out of Bodywork / Scratch |          |
| 4         | Fender / Front Left | Paint / Stone Chip        |          |
| 5         | Door / Back Right   | Bodywork / Dent / Dent    |          |
| 6         | Rim / Back Left     | Out of Bodywork / Scratch |          |
| 7         | Bumper / Back       | Paint / Scratch / Line    |          |
| 8         | Windshield / Front  | Glass Break / Impact      |          |
| 9         | Door / Back Right   | Paint / Scratch / Line    |          |
| 10        | Hood                | Paint / Stone Chip        |          |
| 11        | Door / Back Left    | Paint / Scratch / Line    |          |
| 12        | Rim / Back Right    | Out of Bodywork / Scratch |          |

|    |                             |                           |
|----|-----------------------------|---------------------------|
| 13 | Corner Bumper / Back Right  | Paint / Scratch / Line    |
| 14 | Fender / Front Right        | Paint / Scratch / Line    |
| 15 | Rim / Front Left            | Out of Bodywork / Scratch |
| 16 | Fender / Front Right        | Paint / Stone Chip        |
| 17 | Bumper / Front              | Paint / Stone Chip        |
| 18 | Hood                        | Paint / Scratch / Line    |
| 19 | Seat Cushion / Front Left   | Interior / Dirty          |
| 20 | Corner Bumper / Front Right | Paint / Scratch / Line    |
| 21 | Fender / Back Right         | Paint / Scratch / Line    |
| 22 | Bumper / Front              | Paint / Scratch / Line    |
| 23 | Corner Bumper / Front Left  | Paint / Scratch / Line    |



1. Door / Front Right  
Paint / Scratch / Line -



2. Door / Front Left  
Bodywork / Dent / Dent -



3. Rim / Front Right  
Out of Bodywork / Scratch -



4. Fender / Front Left  
Paint / Stone Chip -



5. Door / Back Right  
Bodywork / Dent / Dent -




6. Rim / Back Left  
Out of Bodywork / Scratch -





7. Bumper / Back  
Paint / Scratch / Line -




8. Windshield / Front  
Glass Break / Impact -



9. Door / Back Right  
Paint / Scratch / Line -



10. Hood  
Paint / Stone Chip -




11. Door / Back Left  
Paint / Scratch / Line -



12. Rim / Back Right  
Out of Bodywork / Scratch -





13. Corner Bumper / Back Right  
Paint / Scratch / Line -



14. Fender / Front Right  
Paint / Scratch / Line -



15. Rim / Front Left  
Out of Bodywork / Scratch -



16. Fender / Front Right  
Paint / Stone Chip -



17. Bumper / Front  
Paint / Stone Chip -



18. Hood  
Paint / Scratch / Line -






19. Seat Cushion / Front Left  
Interior / Dirty -



20. Corner Bumper / Front Right  
Paint / Scratch / Line -



21. Fender / Back Right  
Paint / Scratch / Line -



22. Bumper / Front  
Paint / Scratch / Line -



23. Corner Bumper / Front Left  
Paint / Scratch / Line -



## Mechanical Condition

### Levels

|                           |    |               |               |
|---------------------------|----|---------------|---------------|
| Oil - Condition           | NA | Level - Oil   | Not available |
| Coolant Fluid - Condition | ✓  | Coolant Fluid | ✓             |
| Brakes Fluid              | ✓  |               |               |

### Engine

|                     |    |                 |    |
|---------------------|----|-----------------|----|
| Cross Member        | ✓  | Serpentine Belt | NA |
| Control Liquid Leak | NA |                 |    |

### Equipments Test

|                               |    |   |   |
|-------------------------------|----|---|---|
| Dump / Trail / Tail Gate Lift | NA | Main & Spare Keys Functioning                                       | ✓ |
| Central Locking               | ✓  | Electric Windows  | ✓ |
| Audio Equipment               | ✓  | Convertible, Sunroof, Wagon, Flatbed truck, Tailgate electrics test | ✓ |
| AC / Heating System           | ✓  | Parking Sensors / Cameras Functioning                               | ✓ |
| Navigation System             | ✓  |   |   |

### Tyres

|                              |   |
|------------------------------|---|
| Presence Anti-Theft Lock Nut | ✓ |
|------------------------------|---|

### Dashboard Lights

|                                 |    |  |    |
|---------------------------------|----|--|----|
| ABS Warning Light               | ✓  | Transmission Warning Light                   | ✓  |
| Diesel Particulate Filter Light | NA | ESP Fault/Traction Control Malfunction Light | ✓  |
| 4WD Light                       | NA | Service Light                                | ✓  |
| Dashboard Working               | ✓  | Engine Light                                 | ✓  |
| Oil Pressure Warning Light      | !  | Airbag Warning Light                         | ✓  |
| Brake Warning Light             | ✓  | Level - Fuel / Battery                       | 28 |
| Steering Fluid Level            | NA |  |    |

### Hybrid/EV

|                       |   |  |   |
|-----------------------|---|--|---|
| Charge Port Condition | ✓ | Charge lead 1 condition /Charge lead 2 condition | ✓ |
|-----------------------|---|--|---|

Hybrid System Fault ✔

Test Drive Inspection

| Test Drive  |    |                                  |    |
|---|----|----------------------------------|----|
| Engine functioning  | ✔  | Engine / Aux Belt / Pulley Noise | NA |
| Steering Noise/Gripping   | ✔  | Vehicle Starts                   | ✔  |
| Engine Power  | NA | Smoke Quantity                   | NA |
| Transmission  | ✔  | Clutch Functioning               | ✔  |
| Steering  | ✔  | Brakes Functioning               | ✔  |
| ✔ No troubles detected, good condition or correct tests, according to vehicle age and mileage |    |                                  |    |
| ! Damages or malfunction detected that requires repairs by the buyer                          |    |                                  |    |
| NA Not applicable   |    |                                  |    |
| ☐ Not tested  |    |                                  |    |

Disclaimer Section

The test drive is done on a flat surface and lasts about 2 minutes. The driven distance is a minimum of 300 meters, including a u-turn, an acceleration and a braking phase. The highest speed achieved during this test is 50km/h. The mechanical check is a visual and dynamic diagnosis without any disassembly. We cannot guarantee any mechanical wear part.