



Expertise

Protocol number: 40984352
Order No. / Reference: MW2558533
Inspection date: 21 Jul 2025

Manufacturer: Ford

Model: Transit 350 L3 VA Trend

VIN: WF0CXXTTRCMP60705



Vehicle details

Manufacturer / Type / Model / Equipment

Ford Transit 350 L3 VA Trend

Vehicle Identification number WF0CXXTTRCMP60705

Mileage (Read) 93,210 km

First registration 17 Jun 2021

Number of holders 2

Power / Engine displacement 96 kw / 1,995 ccm

Fuel type / Cylinder Diesel / 4

Gearbox / Number of gears Manual / 6

Type of drive Front drive

Type of vehicle Van

Colour / colour code Frozen White Uni

Doors / Seats 4 / 7

Upholstery type Cloth

Colour of upholstery Black



Vehicle details

Maintenance booklet / proof	digital proof / complete	Next maintenance in	15,000 km
Last maintenance on / at	02/2024 at 49,475 km		
Key is / should be	1 / 2	FZG documents	ZB#2 (B) was available (copy), ZB#1 (S) was not available
		Letter No.	GD529439
Previous damage / Accident	None detectable	Repainting	None detectable
Inspection conditions	Sufficient	Lifting equipment / pit	yes
Test drive	Not performed	Engine function test	Performed
Manufacturer key number/ type code number	8566 / BNB 04805		
Emission standard	EURO6;WLTP;CI;PI/CI;N1 III, N2	Fine dust sticker	
Permitted total weight	3,500 kg	Empty weight	

Tyres

Mounted tyres

#	Tyre size	Type of tyre	Manufacturer	Tread depth
1)	235/65 R16 121R	All-season tyres on Steel rim with wheel cover	Falken	8mm / 8mm
2)	235/65 R16 121R	All-season tyres on Steel rim with wheel cover	Falken	8mm / 8mm

Replacement

Typ	Tyre size	Type of tyre	Manufacturer	Tread depth
E	235/65 R16 121R C	All-season tyres on Steel	Goodyear	6 mm

Legend: Tread depth information for tires on the left is in the first place, for tires on the right is in the second place on the axle in the direction of travel



Equipment

Standard equipment

- | | |
|---|---|
| <ul style="list-style-type: none"> • 1 battery • Anti-lock braking system with electronic brake-force distribution (EBD) • On-board computer • Roof, overhead storage compartment at the front • Roof marker lights • tachometer • Front window lifter, electric • Ford Easy Fuel • Cruise control including leather steering wheel • Glove compartment with lockable lid • Front air conditioning • Paint finish: Solid paint • Steering column, adjustable in height and reach • Fog light • Particulate filter: diesel particulate filter • Radio: Audio system 13 • Wheels: Steel wheels 6.5 J x 16 with 235/65 R 16 tires • Headlight dipped beam with switch-off delay • Seat belts • Start-stop system • Recirculation circuit • Heat-insulating glazing, slightly tinted • Second key, foldable, with remote control | <ul style="list-style-type: none"> • Driver's side airbag • Exterior mirrors, electrically adjustable and heated • Exterior mirror, long arm • roof, flat • Headlining in driver's cab • Double cab • Electronic Safety and Stability Program (ESP) with Traction Control (TSC) • Generator, high-performance version • Transmission: 6-speed transmission • Interior lighting with delay circuit • Fuel tank 70 l • leather steering wheel • MyKey key system • Package: Rear Seat Package 1 • Flatbed: Standard flatbed (wide) • Wheels: Tire repair kit • Headlights with static cornering light • Power steering • Seats: Seat Package 13 • Daytime running light • Immobiliser • Central locking with remote control |
|---|---|

Extra equipment

- | | |
|---|---|
| <ul style="list-style-type: none"> • Airbag (passenger side) • Trailer coupling, fixed (13-pin including trailer stabilization (TSC - Trailer Sway Control)) • Wheels/Tires: Spare wheel, steel wheel • Front mud flaps | <ul style="list-style-type: none"> • Aluminum platform with side wall • New equipment: tarpaulin/ bow structure • Package: Visibility Package 2.1 (heated windshield - windshield washer fluid sensor - adjustable instrument lighting - windshield wipers with rain sensor - headlight assistant with day/night sensor) |
|---|---|

Brief expert findings

Documents submitted	At the time of the inspection, the registration certificate Part 2 (letter) was available, but the registration certificate Part 1 (certificate) was not. (Copy)
VIN comparison	The vehicle identification number (VIN) was read and the undersigned verified that it matched the documents submitted during the inspection.
Inspection	The inspection conditions were sufficient for the assessment of the vehicle. Lifting equipment and a pit were available for examining the vehicle.
Test drive	No test drive/maneuvering was carried out during the inspection of the vehicle.
Engine function test	An engine test run was performed.

Value reducing factors

No.	Component group	Description
1	Indicator - front	Mirror - left side - Scratch(es) - Replace
2	Mudguard - left side	Wheel well extension - Scratch(es) - Loss in value



No.	Component group	Description
3	Door - front right side	Door - Dent / paintcoat damage - Smart repair
4	Door - rear left side	Door - Dent / paintcoat damage - Smart repair
5	Mudguard - right side	Mudguard - right side - Scratch(es) - Lacquer
6	Front bumper	Front bumper (unpainted) - Deformed - Replace
7	Roof	Roof - Corrosion - Repair and paint
8	Door - rear right side	Door (Außenblech) - Deformed - Replace

Wear and tear

No.	Component group	Description
1	Instrument panel	Instrument cluster - Scratch(es) - No deduction
2	Wheel / tyres	Wheel cover - front right side - Scratch(es) - No deduction
3	Door - front left side	Door - dent(s) - No deduction
4	Vehicle glazing	Windscreen - Stone chips - No deduction
5	Side panel - rear right side	Side panel - Dent / paintcoat damage - No deduction

The vehicle shows signs of wear commensurate with its age and use.

Missing parts

Description

Equipment - Vehicle key

Order/Scope of order

The order was placed to prepare a sales report for the vehicle described. This includes the following:

- Description of core relevant information about the vehicle
- Documentation of equipment features
(*Delivery by third-party service providers*)
- Documentation of damage, defects, missing parts
- Documentation of previous damage, unrepaired previous damage, repainting
- a brief visual or functional inspection of the equipment details if possible.
(*Functional tests of driver assistance systems are not included in the scope of services!*)
- a photo documentation of the vehicle



Basis for the order

This product is based on the guidelines for vehicle returns and valuations of light commercial vehicles from Alphabet Fuhrparkmanagement GmbH. The expert makes the explicit findings in each individual case objectively within the framework of the specified standards based on his or her own expertise.

The vehicle inspection takes place in a disassembled state.

Damage or defects that can only be detected during disassembly/diagnosis work or through advanced knowledge remain within the scope of the prognosis risk. An extended risk exists for concealed defects caused by fraudulent deception and not identifiable by the expert.

Damage or defects resulting from normal use or wear and tear of the vehicle will be accepted according to the applicable standard.

There was no explicit identification or monetary consideration of the expected features within the product.

Features which in their nature and severity slightly exceed normal use but do not constitute unacceptable damage will be documented and identified under signs of use if necessary.

Damage or defects which, according to the underlying standard, can no longer be attributed to normal use or wear and tear are listed in the product under "Depreciating Factors".

Depending on the product specification, a monetary ID can be provided. If this takes place, the costs can be 100% d or pro rata depending on the vehicle's age and mileage.

Previous damages

Apparently, no repaired previous damage could be found on the vehicle.



Figure 1: Diagonal front (left)



Figure 2: Diagonal front (right)



Figure 3: Diagonal rear (left)



Figure 4: Diagonal rear (right)



Figure 5: Interior - front




Figure 6: Interior - rear



Figure 7: Instrument cluster



Figure 8: Instrument panel



Figure 9: interior 360° view



Figure 10: Cargo area



Figure 11: VIN



Figure 12: Mounted tyres




Figure 13: Documents



Figure 14: Misc.



Figure 15: Misc.



Figure 16: Misc.

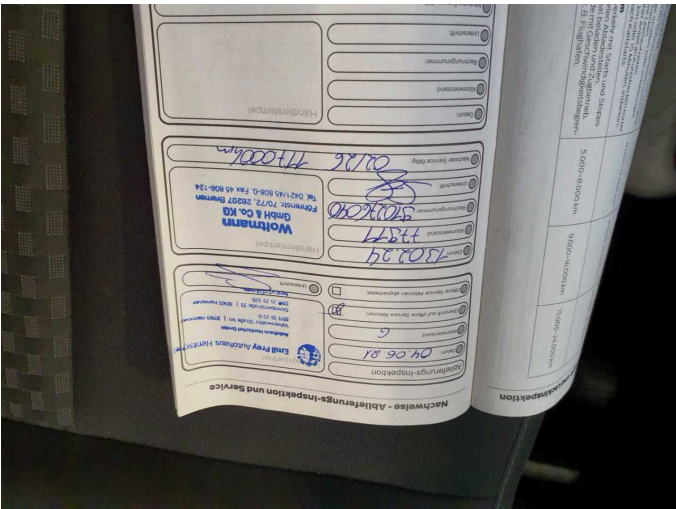


Figure 17: Misc.



Figure 18: Misc.



Figure 19: Misc.



Figure 20: Misc.



Figure 21: Misc.



Figure 22: Misc.



Damage 1: Indicator - front: Mirror - left side - Scratch(es) - Replace



Damage 1: Indicator - front: Mirror - left side - Scratch(es) - Replace



Damage 1: Indicator - front: Mirror - left side - Scratch(es) - Replace



Damage 2: Mudguard - left side: Wheel well extension - Scratch(es) - Loss in value



Damage 2: Mudguard - left side: Wheel well extension - Scratch(es) - Loss in value



Damage 3: Door - front right side: Door - Dent / paintcoat damage - Smart repair



Damage 3: Door - front right side: Door - Dent / paintcoat damage - Smart repair



Damage 3: Door - front right side: Door - Dent / paintcoat damage - Smart repair



Damage 3: Door - front right side: Door - Dent / paintcoat damage - Smart repair



Damage 3: Door - front right side: Door - Dent / paintcoat damage - Smart repair



Damage 4: Door - rear left side: Door - Dent / paintcoat damage - Smart repair



Damage 4: Door - rear left side: Door - Dent / paintcoat damage - Smart repair



Damage 4: Door - rear left side: Door - Dent / paintcoat damage - Smart repair



Damage 4: Door - rear left side: Door - Dent / paintcoat damage - Smart repair




Damage 4: Door - rear left side: Door - Dent / paintcoat damage - Smart repair



Damage 5: Mudguard - right side: Mudguard - right side - Scratch(es) - Lacquer



Damage 5: Mudguard - right side: Mudguard - right side - Scratch(es) - Lacquer



Damage 5: Mudguard - right side: Mudguard - right side - Scratch(es) - Lacquer



Damage 5: Mudguard - right side: Mudguard - right side - Scratch(es) - Lacquer



Damage 6: Front bumper: Front bumper (unpainted) - Deformed - Replace



Damage 6: Front bumper: Front bumper (unpainted) - Deformed - Replace



Damage 6: Front bumper: Front bumper (unpainted) - Deformed - Replace



Damage 6: Front bumper: Front bumper (unpainted) - Deformed - Replace



Damage 6: Front bumper: Front bumper (unpainted) - Deformed - Replace



Damage 7: Roof: Roof - Corrosion - Repair and paint



Damage 7: Roof: Roof - Corrosion - Repair and paint



Damage 7: Roof: Roof - Corrosion - Repair and paint



Damage 7: Roof: Roof - Corrosion - Repair and paint



Damage 7: Roof: Roof - Corrosion - Repair and paint



Damage 7: Roof: Roof - Corrosion - Repair and paint



Damage 7: Roof: Roof - Corrosion - Repair and paint




Damage 7: Roof: Roof - Corrosion - Repair and paint



Damage 7: Roof: Roof - Corrosion - Repair and paint



Damage 7: Roof: Roof - Corrosion - Repair and paint



Damage 7: Roof: Roof - Corrosion - Repair and paint



Damage 8: Door - rear right side: Door (Außenblech) - Deformed - Replace



Damage 8: Door - rear right side: Door (Außenblech) - Deformed - Replace



Damage 8: Door - rear right side: Door (Außenblech) - Deformed - Replace



Damage 8: Door - rear right side: Door (Außenblech) - Deformed - Replace



Damage 8: Door - rear right side: Door (Außenblech) - Deformed - Replace



Damage 8: Door - rear right side: Door (Außenblech) - Deformed - Replace