



MERCEDES CLASSE CLS
Classe CLS Shooting Brake 350 d Executive
A

VIN NO WDD2189261A195824
Registration Number ER602KQ



MOT Date	Number of Owners	Number of Keys	Odometer Reading
-	-	1	190354 km
Last Service	Last Service Mileage	First Registration Date	Country First Registered
2024-09-16	187391	2017-10-20	-

Inspection Report Summary

Customer	BCAuto Encheres	Report Number	P20250922090110
Inspection Date / Place	2025-09-22 / BCA MITRY	Cosmetic Grade	3

Vehicle Summary

Vehicle Condition	Runner	VAT Type	Exempt Rate
Fuel Type	Diesel	Gearbox Type	Automatic
Colour	Grey	Engine Size (cc)	2987
Engine Size	3.0	No of Doors	5
Body Type	Stationwagon / Estate	Drive Train	Rear
Seat Colour		No of Seats	5
Charging Cables		NEDC CO2 Rating (q/km)	149

Vehicle History & Documents

Service Book Available	Present	Next Service Mileage	km
Previous Usage	Normal Use	Imported	No
Manufacturer Warrenty			







Equipment

Central locking	Electrically folding wing mirrors	Rear parking sensors	Electric Tailgate
Cruise control	Power assisted steering	Electrically adjustable seats	Radio
Alloys wheels	Stability control	Front parking sensors	Satellite navigation

Equipment Details

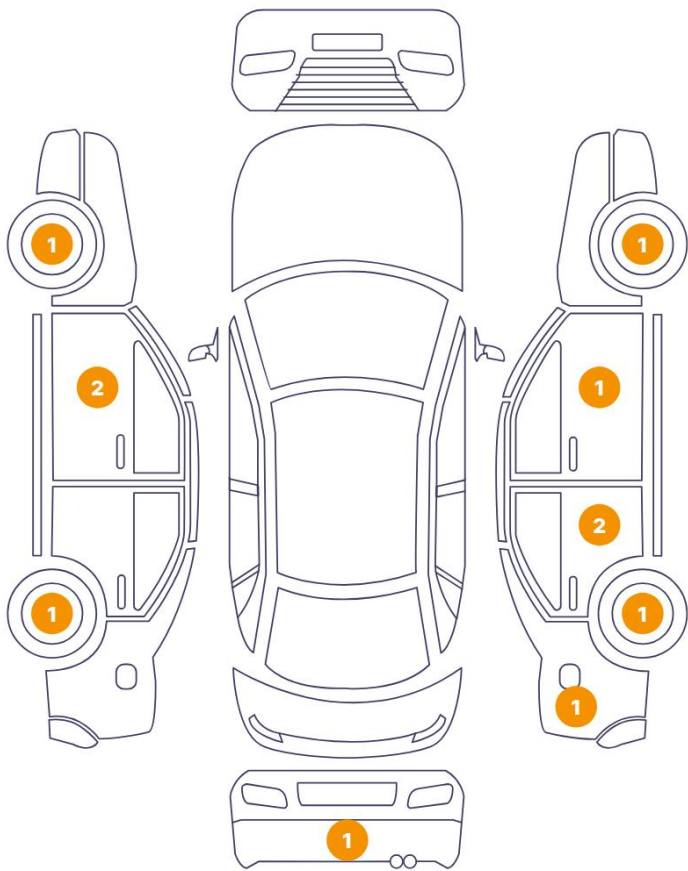
Seat Heating	Front	Air Conditioning	Yes
Sunroof Type	Tilt/Slide Glass		

Wheels & Tyres

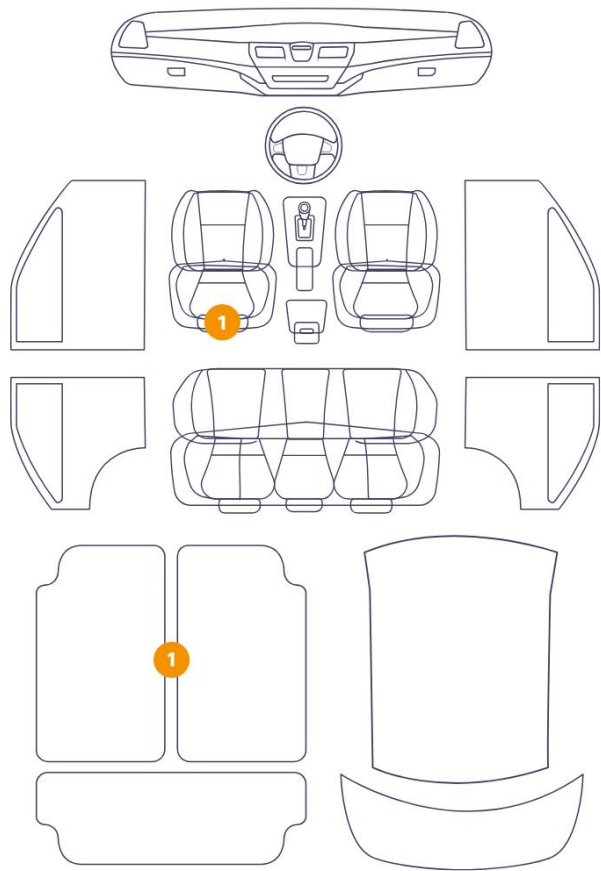
Left Rear Tyre Depth	5	Left Front Tyre Depth	7
Right Rear Tyre Depth	5	Right Front Tyre Depth	7

Cosmetic Damage

11 Dommages



2 Dommages



Component		Damage	Comments
1	Bumper / Back	Paint / Scratch / Line	
2	Rim	Out of Bodywork / Scratch	
3	Door / Front Left	Paint / Scratch / Line	
4	Door / Front Left	Paint / Scratch / Line	
5	Rim / Front Left	Out of Bodywork / Scratch	
6	Rim	Out of Bodywork / Scratch	
7	Mirror / Front Right	Paint / Scratch / Line	
8	Door / Back Right	Bodywork / Dent / Deformation	
9	Door / Back Right	Paint / Scratch / Line	
10	Side Panel / Back Right	Bodywork / Dent / Deformation	
11	Rim Brake pads	Out of Bodywork / Scratch	
12	Seat / Front Left	Interior / Scraped	

13 Floor Carpet

Interior / Burn



1. Bumper / Back
Paint / Scratch / Line -



2. Rim
Out of Bodywork / Scratch -



3. Door / Front Left
Paint / Scratch / Line -




4. Door / Front Left
Paint / Scratch / Line -




5. Rim / Front Left
Out of Bodywork / Scratch -



6. Rim
Out of Bodywork / Scratch -



7. Mirror / Front Right
Paint / Scratch / Line -



8. Door / Back Right
Bodywork / Dent / Deformation -




9. Door / Back Right
Paint / Scratch / Line -




10. Side Panel / Back Right
Bodywork / Dent / Deformation -



11. Rim Brake pads
Out of Bodywork / Scratch -



12. Seat / Front Left
Interior / Scraped -















13. Floor Carpet
Interior / Burn -

Mechanical Condition










Tyres

Presence Anti-Theft Lock Nut 

Dashboard Lights

ABS Warning Light		Diesel Particulate Filter Light	
ESP Fault/Traction Control Malfunction Light		4WD Light	
Dashboard Working		Engine Light	
Oil Pressure Warning Light		Airbag Warning Light	
Brake Warning Light		Level - Fuel / Battery	30
Transmission Warning Light		Service Light	
Steering Fluid Level			


Equipments Test

Electric Windows		Convertible, Sunroof, Wagon, Flatbed truck, Tailgate electrics test	
Dump / Trail / Tail Gate Lift		Main & Spare Keys Functioning	
Central Locking		Audio Equipment	
Navigation System		AC / Heating System	
Parking Sensors / Cameras Functioning			

Levels

Oil - Condition		Level - Oil	
Coolant Fluid - Condition		Coolant Fluid	
Brakes Fluid			

Engine

Cross Member		Serpentine Belt	
Control Liquid Leak			

Comments

Comments Le frein à main (h-s)

Hybrid/EV			
Charge Port Condition	NA	Charge lead 1 condition /Charge lead 2 condition	NA
Hybrid System Fault	NA		

Test Drive Inspection

Test Drive			
Engine functioning	✓	Engine / Aux Belt / Pulley Noise	✓
Vehicle Starts	✓	Steering Noise/Gripping	✓
Engine Power	✓	Smoke Quantity	✓
Transmission	✓	Clutch Functioning	✓
Steering	✓	Brakes Functioning	✓
<div> <div>✓</div> <div>No troubles detected, good condition or correct tests, according to vehicle age and mileage</div> </div> <div> <div>⚠</div> <div>Damages or malfunction detected that requires repairs by the buyer</div> </div> <div> <div>NA</div> <div>Not applicable</div> </div> <div> <div>☐</div> <div>Not tested</div> </div>			

Disclaimer Section

The test drive is done on a flat surface and lasts about 2 minutes. The driven distance is a minimum of 300 meters, including a u-turn, an acceleration and a braking phase. The highest speed achieved during this test is 50km/h. The mechanical check is a visual and dynamic diagnosis without any disassembly. We cannot guarantee any mechanical wear part.