



BMW SERIE 6

640d Gran Coupé 313ch Exclusive A



VIN NO
Registration Number CE434EV

MOT Date	Number of Owners	Number of Keys	Odometer Reading
-	-	1	153912 km
Last Service	Last Service Mileage	First Registration Date	Country First Registered
-	-	2012-04-19	-

Inspection Report Summary

Customer	BCAauto Encheres	Report Number	P20250821092920
Inspection Date / Place	2025-08-21 / BCA BOUCHAIN	Cosmetic Grade	3

Vehicle Summary

Vehicle Condition	Runner	VAT Type	Exempt Rate
Fuel Type	Diesel	Gearbox Type	Automatic
Colour	Brown	Engine Size (cc)	2993
Engine Size	3.0	No of Doors	4
Body Type	Sedan	Drive Train	Rear
Seat Colour		No of Seats	5
Charging Cables		NEDC CO2 Rating (q/km)	149

Vehicle History & Documents

Service Book Available	Missing	Next Service Mileage	km
Previous Usage	Normal Use	Imported	No
Manufacturer Warrenty			





Equipment

Central locking	Electrically folding wing mirrors	Rear parking sensors	Stability control
Front fog lamps	Power assisted steering	Electrically adjustable seats	Radio
Alloys wheels	Cruise control	Front parking sensors	Satellite navigation

Equipment Details

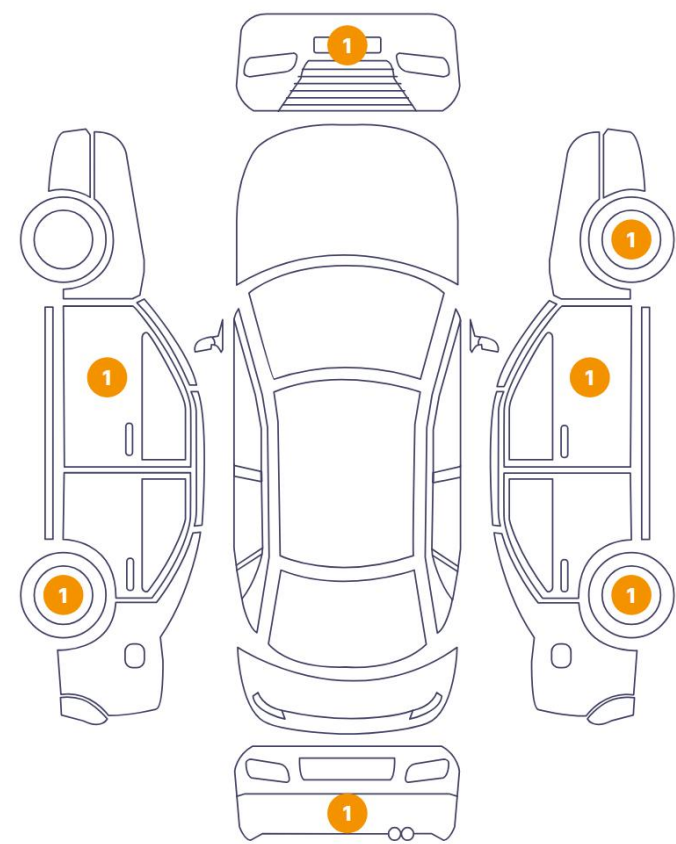
Seat Heating	No	Air Conditioning	Yes
Sunroof Type	Fixed Panoramic		

Wheels & Tyres

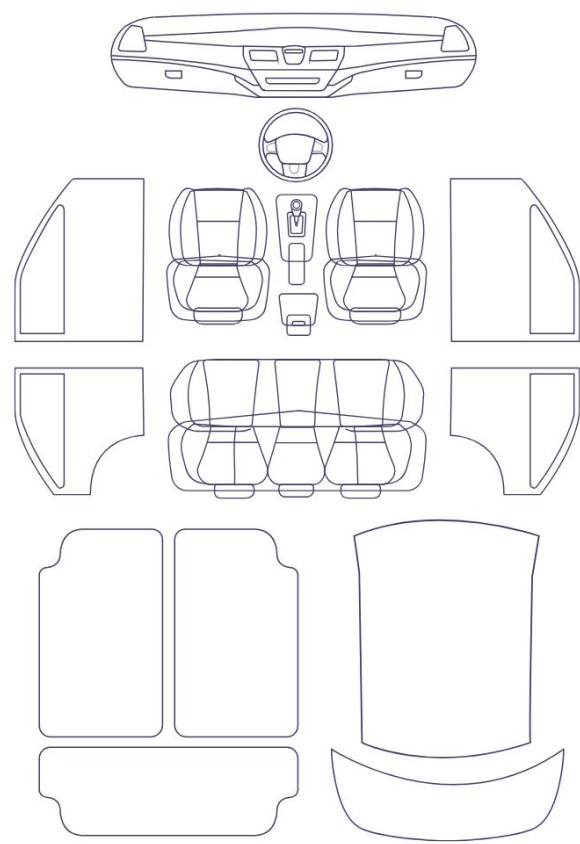
Left Rear Tyre Depth	6	Left Front Tyre Depth	5
Right Rear Tyre Depth	6	Right Front Tyre Depth	5

Cosmetic Damage

7 Dommages



0 Dommages



Component		Damage	Comments
1	Door / Front Left	Paint / Scratch / Scuff	
2	Rim / Back Left	Out of Bodywork / Scratch	
3	Bumper / Back	Paint / Scratch / Scuff	
4	Rim / Back Right	Out of Bodywork / Scratch	
5	Door / Front Right	Paint / Scratch / Scuff	
6	Rim / Front Right	Out of Bodywork / Scratch	
7	Bumper / Front	Paint / Scratch / Scuff	



1. Door / Front Left
Paint / Scratch / Scuff -




2. Rim / Back Left
Out of Bodywork / Scratch -



3. Bumper / Back
Paint / Scratch / Scuff -



4. Rim / Back Right
Out of Bodywork / Scratch -



5. Door / Front Right
Paint / Scratch / Scuff -



6. Rim / Front Right
Out of Bodywork / Scratch -













7. Bumper / Front
Paint / Scratch / Scuff -

Mechanical Condition








Tyres

Presence Anti-Theft Lock Nut 






Dashboard Lights

ABS Warning Light		Diesel Particulate Filter Light	
4WD Light	NA	Dashboard Working	
Engine Light		Oil Pressure Warning Light	
Airbag Warning Light		Brake Warning Light	
Level - Fuel / Battery	25	Transmission Warning Light	
ESP Fault/Traction Control Malfunction Light		Service Light	
Steering Fluid Level	NA		

Equipments Test

Electric Windows		Convertible, Sunroof, Wagon, Flatbed truck, Tailgate electrics test	NA
Dump / Trail / Tail Gate Lift	NA	Main & Spare Keys Functioning	
Central Locking		Audio Equipment	
Navigation System		AC / Heating System	
Parking Sensors / Cameras Functioning			

Levels

Oil - Condition		Level - Oil	
Coolant Fluid - Condition		Coolant Fluid	
Brakes Fluid			

Engine

Serpentine Belt		Cross Member	
Control Liquid Leak			

Hybrid/EV

Charge Port Condition	NA	Charge lead 1 condition /Charge lead 2 condition	NA
-----------------------	----	--	----

Test Drive Inspection

Test Drive			
Vehicle Starts	✓	Engine functioning	✓
Engine / Aux Belt / Pulley Noise	✓	Steering Noise/Gripping	✓
Smoke Quantity	✓	Transmission	✓
Engine Power	✓	Clutch Functioning	✓
Steering	✓	Brakes Functioning	✓
✓ No troubles detected, good condition or correct tests, according to vehicle age and mileage			
! Damages or malfunction detected that requires repairs by the buyer			
NA Not applicable			
☐ Not tested			

Disclaimer Section

The test drive is done on a flat surface and lasts about 2 minutes. The driven distance is a minimum of 300 meters, including a u-turn, an acceleration and a braking phase. The highest speed achieved during this test is 50km/h. The mechanical check is a visual and dynamic diagnosis without any disassembly. We cannot guarantee any mechanical wear part.